

Reading Picnic

is a three-book series designed for those wishing to learn basic English reading skills.

This series uses practical situations, a progressive approach, and inviting illustrations in order to maximize learning efficiency and make learning fun. Reading picnic teaches the basic vocabulary and reading skills needed by English students today and lays the solid foundation required for a bright future in English education.

Key Features

- Engaging theme-based topics help students become interested and learn practical English reading skills.
- Clear illustrations serve to spark the imagination, explain scenarios, and help students learn through word-image association.
- Students learn to find main ideas and supporting details while learning global cultures and specific facts.
- A reading comprehension section ensures students have understood important points, while also inherently teaching students skimming and scanning skills.
- Students review key words and learn summarization and organization through visualization at the end of each unit.
- Included workbooks offer supplementary material, allowing students to further their reading skills, and can be used to assign homework.

Component

- Student Book+Workbook+Audio CD

Online Resources (www.moonjin.com/download)

- Additional worksheets (1 page per unit)
- Midterm and final tests
- Answer keys
- Sample lesson plan
- Daily and monthly lesson plans




₩ 12,000



TWO PONDS

Reading Picnic 3

Reading Picnic 3



TWO PONDS

TWO PONDS

Reading Picnic 3

Reading Picnic 3

Authors: Blair Seo, Rachel E. Hwang

Editors: Paula Cho, Daniel Jeong, Cliff Lee

Design: Design maru

Website: www.twoponds.co.kr

First Published October, 2011

Copyright © TWOPONDS Co., Ltd.

All rights reserved. No part of this publication may be reproduced, stored in a retrieval system, or transmitted in any form or by any means, electronic, mechanical, photocopying, recording, or otherwise, without the prior written permission of the copyright holder.

ISBN: 978-89-539-3645-4 68740

Photo Credits

All photos are courtesy of Shutterstock Royalty-Free Collection.



Preview

Let's Talk

This activity offers a preview of the unit and can be used to spark a short discussion between an adult reader and students in order to introduce learners to the topic.

The Main Reading

Each unit includes a theme-based reading that has been written and organized with students in mind. Each main reading section includes inviting imagery and terminates with a short comprehension quiz.

Reading Comprehension

This section ensures that students have a sufficient understanding of the main reading.

Vocabulary

This activity serves as a helpful review of the key words from the reading for improved retention.

UNIT 02 Lunch Menu

Let's talk!
Q: What do you want?
A: I want soup and French fries.

WORDS TO KNOW

salad soup hamburger French fries milk

Lunch Menu

Mmm! I am so hungry!
What is on today's lunch menu?
There is salad and soup.
There is a hamburger and pizza.
There are French fries and corn.
There is milk or grape juice.

What should I eat today?
I will eat a hamburger and some salad.
I like French fries a lot.
I won't forget French fries!
I will have milk to drink.

Circle the correct answers.

- They have (salad / spaghetti) and soup on the lunch menu.
- The boy will have (juice / milk) to drink.
- The boy won't forget (salad / French fries).

READING COMPREHENSION

A Circle the correct answers.

- What is this reading about?
a. breakfast b. dinner c. lunch
- The boy will eat _____
a. corn and salad
b. a hamburger and salad
c. pizza and salad
- Which juice is on the lunch menu?
a. apple juice b. orange juice c. grape juice

B Circle T for true or F for false.

- The boy is very hungry. T F
- Rice and potatoes are on the menu. T F
- There is pizza on the lunch menu. T F

LANGUAGE SKILLS

C Check the correct answers.

- There is milk and juice.
 There is soda and water.
- I will eat some pizza.
 I will eat some soup.
- There is salad and milk.
 There are a hamburger and corn.

VOCABULARY

D Check the correct answers.

- corn
 French fries
- pizza
 hamburger
- salad
 soup

E Complete the words.

- m _ l _
- s _ _ _ d
- p _ z _ _

READING CHART

F Fill in the blanks.

Today's Lunch Menu

There is salad and _____ There is a hamburger and _____

There are French fries and _____ There is milk and _____

I am so hungry. What should I eat today?

WORD BANK pizza soup grape juice corn

Language Skills

Phrases, patterned sentences, and a variety of sentence structures help students build a solid foundation of the English language.

Reading Chart

This section provides a more visual representation of the reading to help learners see ideas and organization in a different and highly helpful way.

Words to Know

By using word-picture association, students learn new words in preparation for the main reading.


Contents

UNIT 01	Hi, My Name Is Max	7
UNIT 02	Lunch Menu	11
UNIT 03	My Best Friend	15
UNIT 04	A World of Shapes	19
UNIT 05	Visiting Uncle Joe	23
UNIT 06	Let's Make Salad!	27
UNIT 07	My Baby Brother	31
UNIT 08	My Dog, Spot	35
UNIT 09	Recess Time!	39
UNIT 10	Electricity	43

UNIT 11	Let's Go to a Movie!	47
UNIT 12	How We Get Bread	51
UNIT 13	Not in the Garbage Can!	55
UNIT 14	Next Door Neighbors	59
UNIT 15	Class Schedule	63
UNIT 16	A Big Card for Jane	67
UNIT 17	Look At the Firefighter	71
UNIT 18	Science Fair	75
UNIT 19	Are Spiders Insects?	79
UNIT 20	Cactuses	83

UNIT
01

Hi, My Name Is Max



Let's talk!

Q : What do you have in your backpack?

A : I have a lot of new books.

WORDS TO KNOW



backpack



pencil case



school



ruler



crayon

Hi,
My name
is Max



My name is Max.
It's my first day at my new school!
Look at all my new school things!

I have a new backpack.
I have a new pencil case.
I have a lot of new books.
I have a new ruler.
Look at my new crayons!

This is my new classroom.
This is my new teacher.
These are my new friends.

I hope to make a lot of new friends.

Circle the correct answers.

1. Max has a (new / old) backpack.
2. Max is going to a new (house / school).
3. Max has a new (teacher / baby sister).

READING COMPREHENSION

A Circle the correct answers.




1. What is this reading about?
a. a new school b. camping c. best friends
2. Max hopes to _____.
a. learn a lot of new things
b. make a lot of new friends
c. buy a new backpack
3. Max has new _____.
a. crayons b. clothes c. toys

B Circle T for true or F for false.

1. Max has a lot of new pencils. T F
2. Max has a lot of new books. T F
3. Max does not have a new notebook. T F

LANGUAGE SKILLS


C Check the correct answers.

1.  I have a new bike.
 I have a new house.
2.  This is my new friend.
 This is my new backpack.
3.  I have a lot of candies.
 I have a lot of oranges.

VOCABULARY

D Check the correct answers.

1.



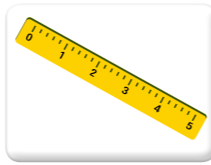
- school
 pencil case

2.



- backpack
 crayon

3.



- ruler
 book

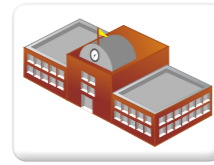
E Unscramble the words.

1.



atcehre → _____

2.



oslhoc → _____

3.



racony → _____

READING CHART

F Fill in the blanks.

It's my first day at my new school!

I have a new

_____.

I have a new

_____.

I have a new

_____.

Look at my new

_____.

This is my new

_____.

These are my new

_____.

WORD BANK ruler crayon backpack friends teacher pencil case

UNIT

02

Lunch Menu



Let's talk!

Q : What do you want?

A : I want soup and French fries.

WORDS TO KNOW




salad



soup



hamburger



French fries



milk

Lunch Menu



Mmm! I am so hungry!
 What is on today's lunch menu?
 There is salad and soup.
 There is a hamburger and pizza.
 There are French fries and corn.
 There is milk or grape juice.



What should I eat today?
 I will eat a hamburger and some salad.
 I like French fries a lot.
 I won't forget French fries!
 I will have milk to drink.

Circle the correct answers.

1. They have (salad / spaghetti) and soup on the lunch menu.
2. The boy will have (juice / milk) to drink.
3. The boy won't forget (salad / French fries).

READING COMPREHENSION

A Circle the correct answers.




1. What is this reading about?
 a. breakfast b. dinner c. lunch
2. The boy will eat _____.
 a. corn and salad
 b. a hamburger and salad
 c. pizza and salad
3. Which juice is on the lunch menu?
 a. apple juice b. orange juice c. grape juice

B Circle T for true or F for false.

1. The boy is very hungry. T F
2. Rice and potatoes are on the menu. T F
3. There is pizza on the lunch menu. T F

LANGUAGE SKILLS

C Check the correct answers.

1. 
 - There is milk and juice.
 - There is soda and water.
2. 
 - I will eat some pizza.
 - I will eat some soup.
3. 
 - There is salad and milk.
 - There are a hamburger and corn.

VOCABULARY

D Check the correct answers.

1.



- corn
 French fries

2.



- pizza
 hamburger

3.



- salad
 soup

E Complete the words.

1.



m _ _ l _ _

2.



s _ _ _ _ d

3.



p _ _ z _ _ _

READING CHART

F Fill in the blanks.



Today's Lunch Menu



There is salad and _____.

There is a hamburger and _____.



There are French fries and _____.



There is milk and _____.

I am so hungry. What should I eat today?

WORD BANK

pizza

soup


grape juice

corn

UNIT

03

My Best Friend



Let's talk!

Q : Who is he?

A : He is my best friend, Dave.


WORDS TO KNOW




clever



riverside



humorous



laugh



guitar

My Best Friend



I am going to see my friend Dave.
He is my best friend at school.

He is very clever.
He can read lots of words.
His hobby is playing the guitar.

He has short black hair.
Dave is humorous.
He makes me laugh a lot.

We walk along the riverside.
We are happy to see each other.
We are best friends!

Circle the correct answers.

1. Dave is very (little / clever).
2. They are (happy / sad) to see each other.
3. The boy goes to Dave's (school / house).

READING COMPREHENSION

A Circle the correct answers.





1. What is this reading about?
a. reading books b. two friends c. going to the park
2. Why is Dave very clever?
a. He can draw and paint.
b. He can make cookies.
c. He can read lots of words.
3. What is Dave's hobby?
a. playing guitar b. riding a bicycle c. playing baseball

B Circle T for true or F for false.

- | | | |
|----------------------------------|---|---|
| 1. The friends meet at the park. | T | F |
| 2. Dave has long, brown hair. | T | F |
| 3. Dave is humorous. | T | F |

LANGUAGE SKILLS

C Match the pictures and sentences.

- | | | |
|--|----------------------------|--|
| 1.  | • He can read very well. • | 2.  |
| | • He can play guitar. • | |
| 3.  | • He is humorous. • | 4.  |
| | • We are best friends. • | |

VOCABULARY

D Match the pictures and words.

1.



•
•

laugh

2.



•
•

riverside

3.



•
•

clever

E Complete the words.

1.



g u _ _ t _ _ r

2.



h _ _ _ o r _ _ _ s

3.



f r _ _ _ _ d s

READING CHART

F Fill in the blanks.

I am going to see my friend, Dave.
He is my _____ friend at school.

He is very _____.

He can _____ lots of words.

He has _____ black hair.

He makes me _____ a lot.



We are so happy! We are best _____!

WORD BANK

best read short friends clever laugh