



Unit 1 Aa Bb




Name _____



Follow the pictures that have the same beginning sound.

Aa :  (red)

Bb :  (blue)



a



b



Unit 2 Cc Dd

Name _____



Color the things that have the same beginning sound.

Cc :  (red)

Dd :  (blue)




★ Bonus : What letters do you see? c, d

Unit 3 Ee Ff

Name _____



Match the pictures with the beginning letter.



Bonus : What picture is left? e lephant

Unit 4 Gg Hh Ii

Name _____



Follow the pictures that have the same beginning sound.

The diagram shows a matching activity. At the top, three birds are labeled with letters: a purple bird with 'G', an orange bird with 'H', and a green bird with 'I'. Below them are nine items on clouds: a hippo, a goat, an igloo, a gate, a lizard, an elephant, a hat, a ham, and an ink bottle. At the bottom are three boats labeled 'g', 'h', and 'i'. Red lines connect the items to the boats based on their beginning sound: Hippo to 'g', Goat to 'g', Igloo to 'i', Gate to 'g', Lizard to 'i', Elephant to 'i', Hat to 'h', Ham to 'h', and Ink to 'i'. A grey line also connects the 'G' bird to the 'g' boat.

Unit 5 Jj Kk Ll

Name _____




Color the lions.

Jj :  (red)

Kk :  (yellow)

Ll :  (green)



★ Bonus : How many lions are left? **three**

Unit 6 Mm Nn Oo

Name _____



Fill in the blanks and circle the words.

Mm :  (red)

Nn :  (blue)

Oo :  (green)

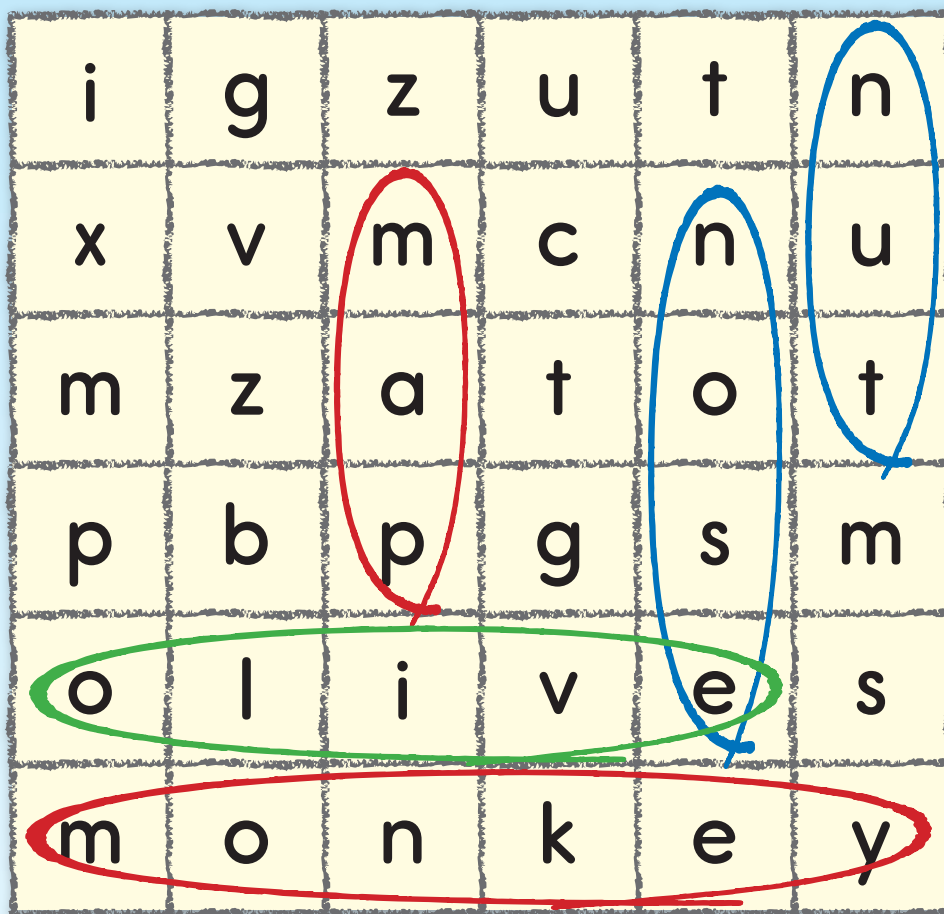


m

ap

m

onkey



o

live



n

ut



n

ose

Unit 7 Pp Qq Rr

Name _____




Fill in the blanks and color.

Pp :  (red)

Qq :  (blue)

Rr :  (green)



Unit 8 Ss Tt

Name _____




Color the things that have the same beginning sound.

Rr :  (blue)

Ss :  (red)

Tt :  (green)



Unit 9 Uu Vv Ww

Name _____



Follow and fill in the blanks.

u p w indow v an

Unit 10 -Xx Yy Zz

Name _____



Help the bee find the hive.

